

REPORT OF INCOME
For the 1st Quarter, 2010

(In Pesos)


Department : Dept. of Public Works & Highways
 Agency/OU : Nationwide
 Fund : Fund 101

CLASSIFICATION/ SOURCES OF INCOME (1)	ACTUAL INCOME COLLECTIONS FOR THIS QUARTER				CUMULATIVE INCOME COLLECTIONS TO DATE (6)	CUMULATIVE INCOME DEPOSITED WITH BTR (7)	REMARKS (8)
	FIRST MONTH October (2)	SECOND MONTH November (3)	THIRD MONTH December (4)	TOTAL (5)=(2)+3+4			
Seminar Fees	-	-	353,168	353,168	353,168	-	
Other Service Income	7,272,191	9,308,403	12,508,167	29,088,761	29,088,761	16,871,481	
Miscellaneous Income	25,858,005	28,443,806	31,891,539	86,193,350	86,193,350	34,477,340	
TOTAL	33,130,196	37,752,209	44,752,874	115,635,279	115,635,279	51,348,821	

PREPARED BY:


TERESITA S. DE VERA
 Department Chief Accountant

APPROVED:


ARISTEO O. REYES
 Director III, CFMS

BAR No. 3

REPORT OF INCOME
For the 2nd Quarter, 2010
(In Pesos)


Department : Dept. of Public Works & Highways
Agency/OU : Nationwide
Fund : Fund 101

CLASSIFICATION/ SOURCES OF INCOME (1)	ACTUAL INCOME COLLECTIONS FOR THIS QUARTER				CUMULATIVE INCOME COLLECTIONS TO DATE (6)	CUMULATIVE INCOME DEPOSITED WITH BTR (7)	REMARKS (8)
	FIRST MONTH October (2)	SECOND MONTH November (3)	THIRD MONTH December (4)	TOTAL (5)=(2)+3+4			
Seminar Fees	-	-	235,445	235,445	588,613	-	
Other Service Income	3,708,384	1,986,635	927,096	6,622,115	35,710,876	20,712,308	
Miscellaneous Income	1,758,412	1,911,318	3,975,540	7,645,270	93,838,620	38,988,049	
TOTAL	5,466,796	3,897,953	5,138,081	14,502,830	130,138,109	59,700,357	

PREPARED BY:


TERESITA S. DE VERA
Department Chief Accountant

APPROVED:


ARISTEO O. REYES
Director III, CFMS

REPORT OF INCOME
For the 3rd Quarter, 2010
(In Pesos)


Department : Dept. of Public Works & Highways
Agency/OU : Nationwide
Fund : Fund 101

CLASSIFICATION/ SOURCES OF INCOME (1)	ACTUAL INCOME COLLECTIONS FOR THIS QUARTER				CUMULATIVE INCOME COLLECTIONS TO DATE (6)	CUMULATIVE INCOME DEPOSITED WITH BTR (7)	REMARKS (8)
	FIRST MONTH October (2)	SECOND MONTH November (3)	THIRD MONTH December (4)	TOTAL (5)=(2)+3+4			
Seminar Fees	1,130,136	247,217	388,484	1,765,837	2,354,450	-	
Other Service Income	6,503,120	7,045,046	13,548,166	27,096,332	62,807,208	36,428,181	
Miscellaneous Income	99,334,284	65,351,503	96,720,224	261,406,011	355,224,631	193,217,595	
TOTAL	106,967,540	72,643,766	110,656,874	290,268,180	420,386,289	229,645,776	

PREPARED BY:


TERESITA S. DE VERA
Department Chief Accountant

APPROVED:


ARISTEO O. REYES
Director III, CFMS

BAR No. 3

REPORT OF INCOME For the 4th Quarter, 2010

(In Pesos)

Department : *Dept. of Public Works & Highways*
Agency/OU : *Nationwide*
Fund : *Fund 101*

CLASSIFICATION/ SOURCES OF INCOME (1)	ACTUAL INCOME COLLECTIONS FOR THIS QUARTER				CUMULATIVE INCOME COLLECTIONS TO DATE (6)	CUMULATIVE INCOME DEPOSITED WITH BTR (7)	REMARKS (8)
	FIRST MONTH (2)	SECOND MONTH (3)	THIRD MONTH (4)	TOTAL (5)=(2)+3+4			
Seminar Fee	1,638,100	352,010	565,836	2,555,946	4,910,396	1,462,300	
Other Service Income	4,410,221	4,664,032	5,359,594	14,433,847	77,241,055	45,492,069	
Miscellaneous Income	24,119,857	15,364,026	23,880,063	63,363,946	418,588,577	249,296,019	
TOTAL	30,168,178	20,380,068	29,805,493	80,353,739	500,740,028	296,250,388	

Prepared by:



TERESITA S. DE VERA
Department Chief Accountant

